

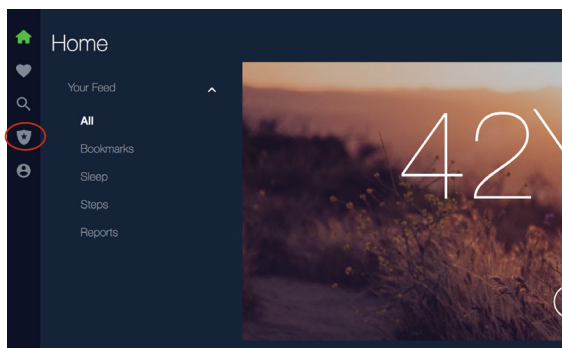
FITNESS INCENTIVE CHALLENGES: STEP BY STEP



MOBILE


DESKTOP

1

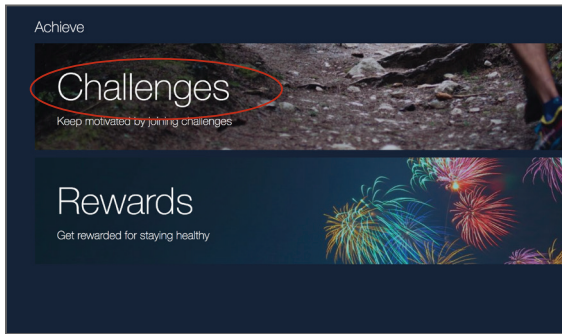
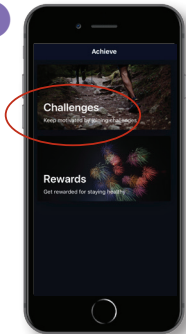


JOINING THE FITNESS INCENTIVE CHALLENGE

Take the following steps from your computer or mobile device:

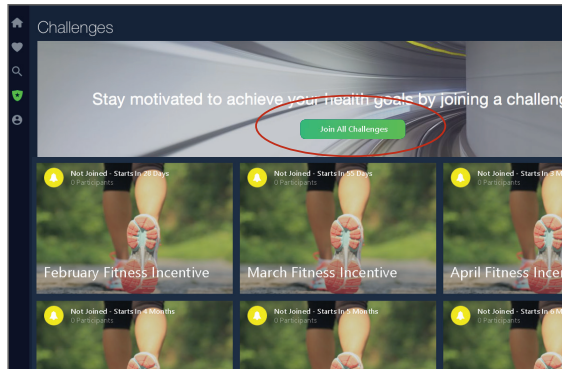
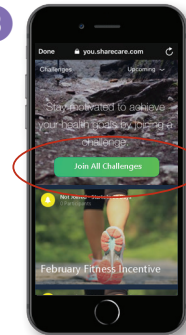
- 1 From the Sharecare home page, select the “Achieve” icon (shield) 

2



- 2 Select “Challenges”

3



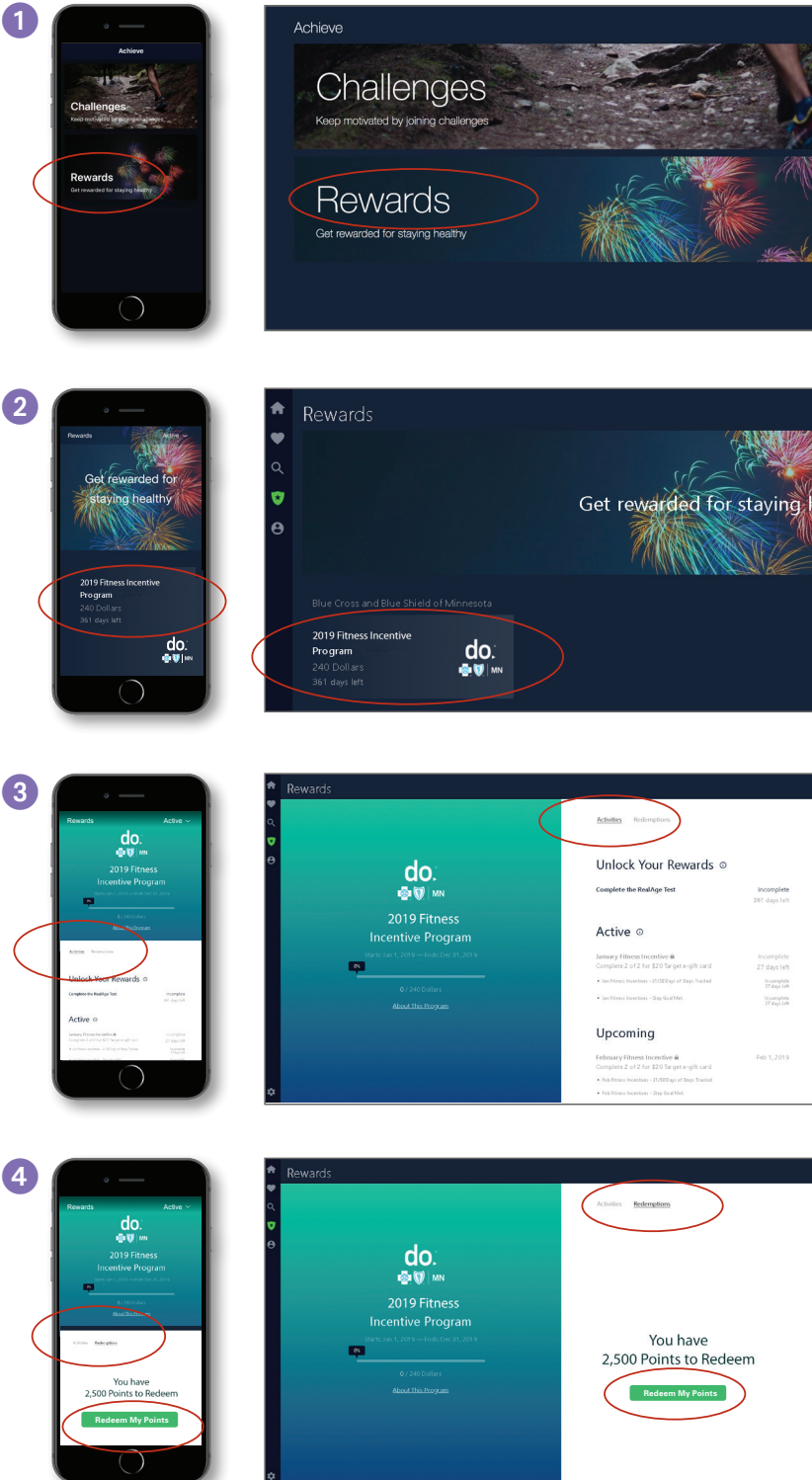
- 3 Select “Join All Challenges” (The Fitness Incentive Challenge is made up of separate monthly challenges. You must join all to participate.)

MOBILE


DESKTOP

VIEWING AND REDEEMING YOUR REWARDS

To view your rewards status or to redeem any earned awards, follow the instructions below.



- 1 Click on "Rewards" in the "Achieve" section
- 2 Select the Fitness Incentive Program listed
- 3 Select "Activities" to see your progress on the fitness incentive
- 4 Select "Redemptions" to view and claim your rewards. Select "Redeem My Points" to access the Marketplace.
- 5 Shop the Marketplace



RealAge® is a registered mark of Sharecare, an independent company providing a health and wellness engagement platform. Offerings subject to change.

do.® is a registered trademark of Blue Cross® and Blue Shield® of Minnesota.